

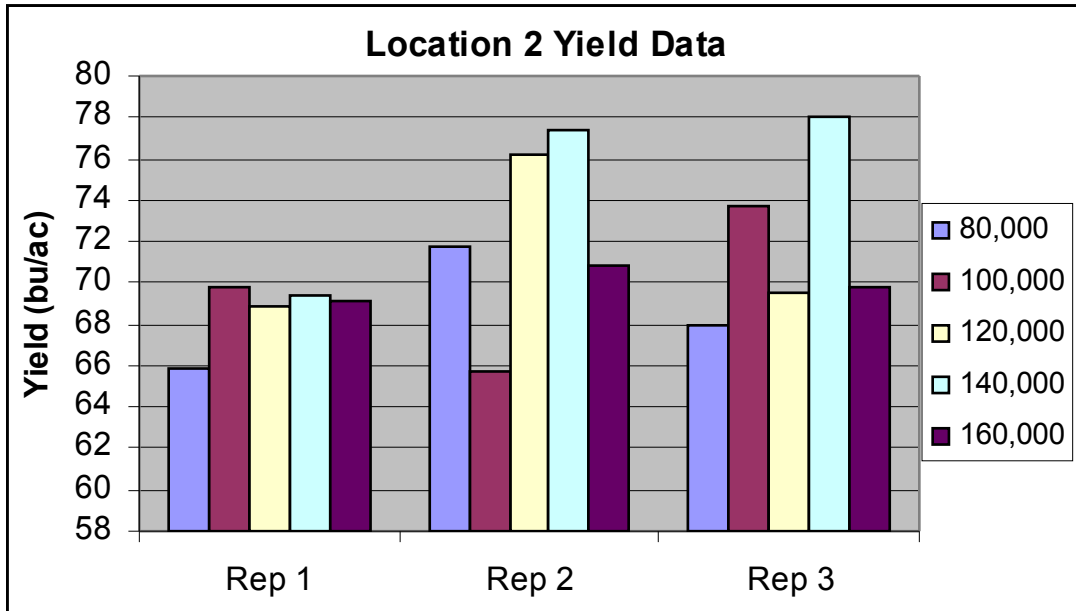
Variety = Pioneer 93M11

Conservation till, Pivot Irrigated, 30 inch rows, Southwestern Cedar County

Population	Harvest Population	Yield (bu/ac)	Return on Seed
80,000	67,300	58.33	\$ 429.96
100,000	87,300	61.77	\$ 451.16
120,000	95,300	61.60	\$ 444.32
140,000	111,000	62.70	\$ 447.33
160,000	142,000	61.88	\$ 435.46

\$7.75/bu soybean price & \$40/145,000 of soybean seed

No Statistical Difference



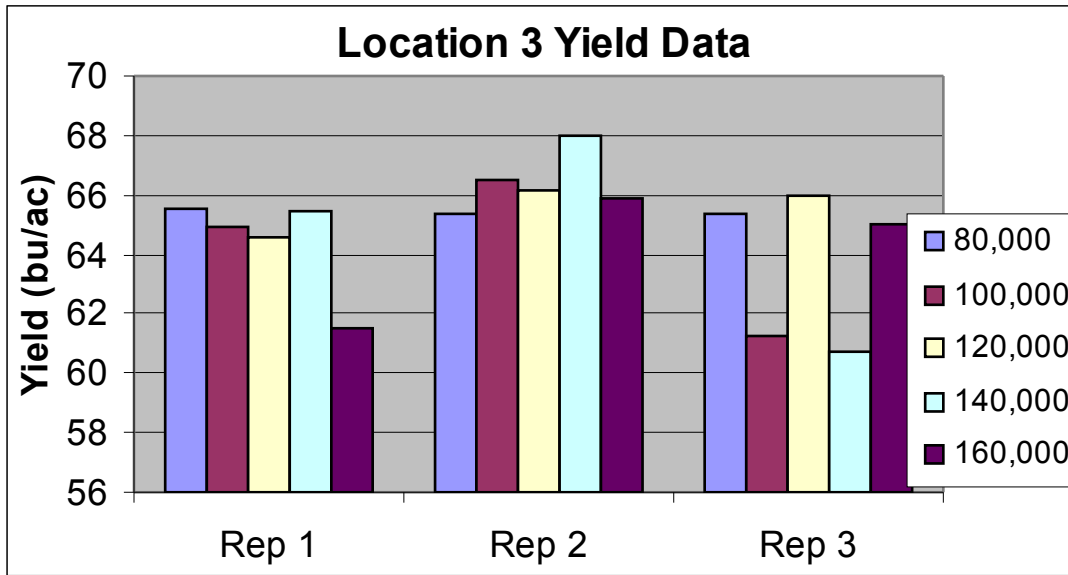
Variety = Pioneer 93M11 w/ Cruiser Maxx

Conservation till, Pivot Irrigated, 30 inch rows, Northeast Pierce County

Population	Harvest Population	Yield (bu/ac)	Return on Seed
80,000	73,000	68.50	\$ 508.81
100,000	87,000	69.76	\$ 513.03
120,000	108,700	71.50	\$ 521.02
140,000	126,300	74.93	\$ 542.11
160,000	148,300	69.94	\$ 497.92

\$7.75/bu soybean price & \$40/145,000 of soybean seed

LSD = 6.3 bu/ac



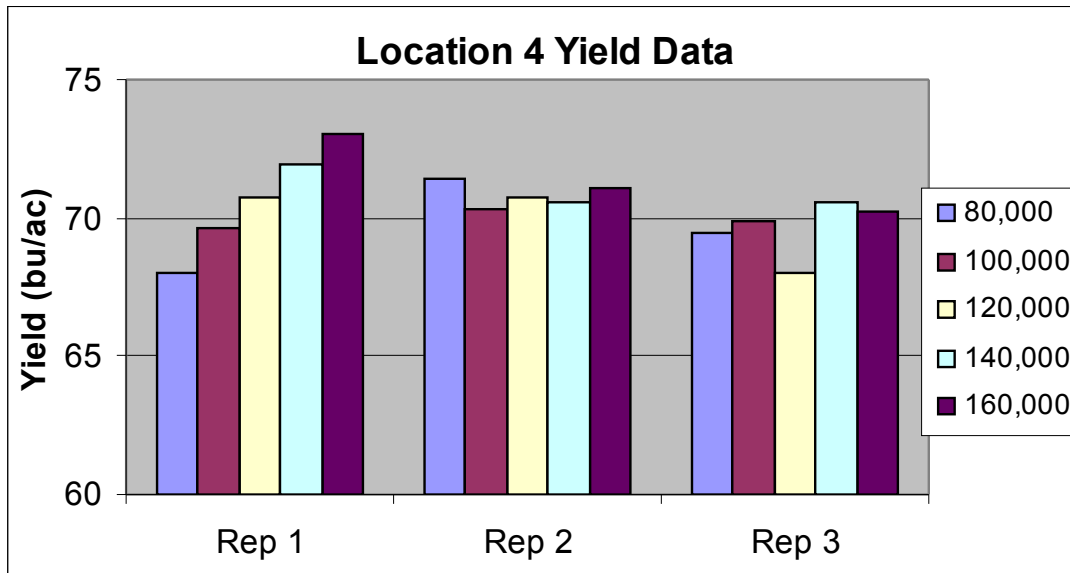
Variety = Pioneer 93M11

Conservation till, Pivot Irrigated, 30 inch rows, Southeastern Cedar County

Population	Harvest Population	Yield (bu/ac)	Return on Seed
80,000	69,700	65.39	\$ 484.70
100,000	88,700	64.22	\$ 470.14
120,000	99,300	65.56	\$ 474.96
140,000	123,300	64.75	\$ 463.22
160,000	139,000	64.13	\$ 452.84

\$7.75/bu soybean price & \$40/145,000 of soybean seed

No Statistical Difference

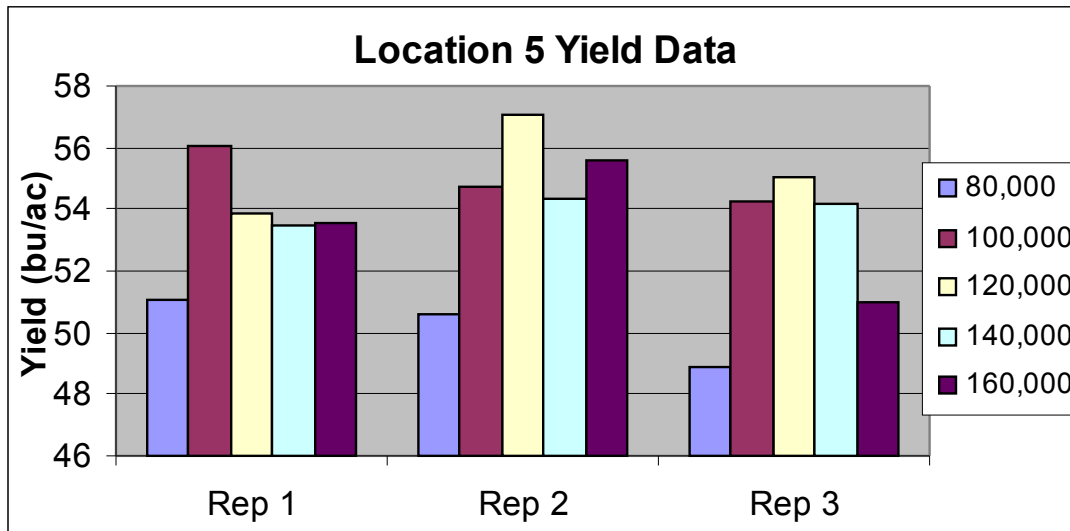


Variety = Pioneer 93M11w/ Apron Maxx
 Strip till, Pivot Irrigated, 30 inch rows, Hamilton County

Population	Harvest Population	Yield (bu/ac)	Return on Seed
80,000	74,700	69.63	\$ 517.59
100,000	88,700	69.93	\$ 514.40
120,000	103,300	69.80	\$ 507.85
140,000	129,300	71.03	\$ 511.89
160,000	141,700	71.43	\$ 509.47

\$7.75/bu soybean price & \$40/145,000 of soybean seed

No Statistical Difference

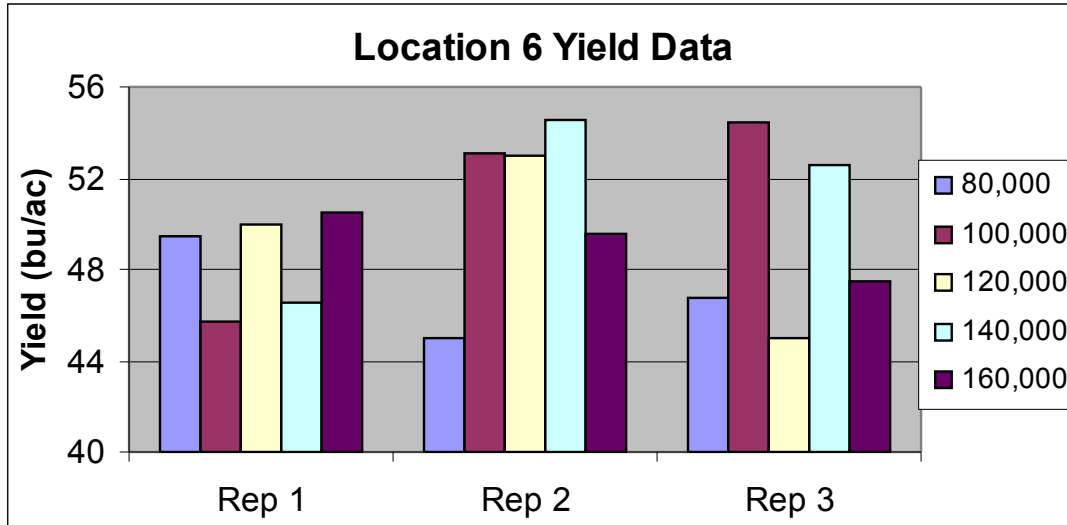


Variety = NK 28-B4 w/ Cruiser Maxx
 Conservation till, Dryland, 30 inch rows, West central Cedar County

Population	Harvest Population	Yield (bu/ac)	Return on Seed
80,000	60,300	47.07	\$ 342.70
100,000	77,700	51.09	\$ 368.39
120,000	89,000	49.32	\$ 349.15
140,000	102,000	51.25	\$ 358.54
160,000	124,000	49.21	\$ 337.27

\$7.75/bu soybean price & \$40/145,000 of soybean seed

No Statistical Difference



Variety = NK 28-B4 w/ Cruiser Maxx

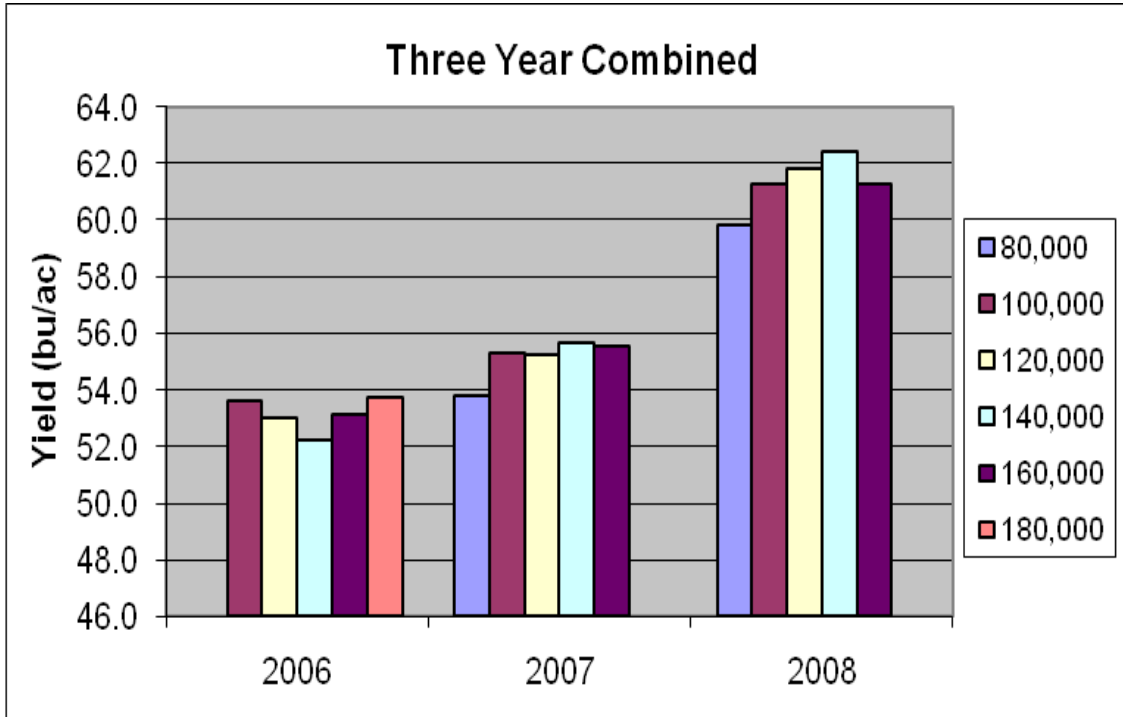
Conservation till, Pivot Irrigated, 30 inch rows, West central Cedar County

Population	Harvest Population	Yield (bu/ac)	Return on Seed
80,000	51,700	50.16	\$ 336.67
100,000	69,300	55.01	\$ 398.77
120,000	80,000	55.33	\$ 395.73
140,000	93,000	53.38	\$ 379.78
160,000	113,300	53.38	\$ 369.53

\$7.75/bu soybean price & \$40/145,000 of soybean seed

LSD = 2.4 bu/ac

THREE YEAR COMBINED DATA



ALL YEARS AVERAGED		RETURN ON SEED
Population	Average Yield (bu/ac)	\$40/145,000 seeds & \$7.75/bu
100,000	56.74	\$ 412.14
120,000	56.69	\$ 406.24
140,000	56.77	\$ 401.33
160,000	56.66	\$ 394.98